

2024

HB&P

Casework
Impact

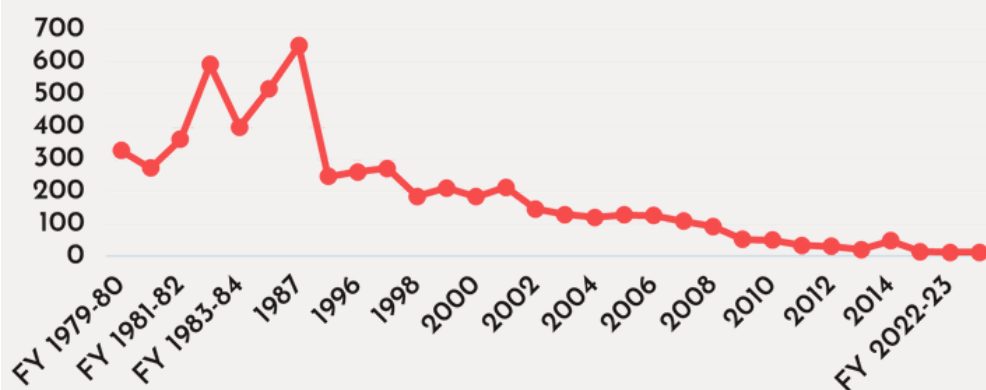


HISTORIC
BUILDINGS
& PLACES



Overall Outcomes and Impact

Total Demolition Applications Over Time



There has been a trending decrease of total demolition applications from 1979 to 2023 from 649 to 12

70.2%

of casework are letters of advice

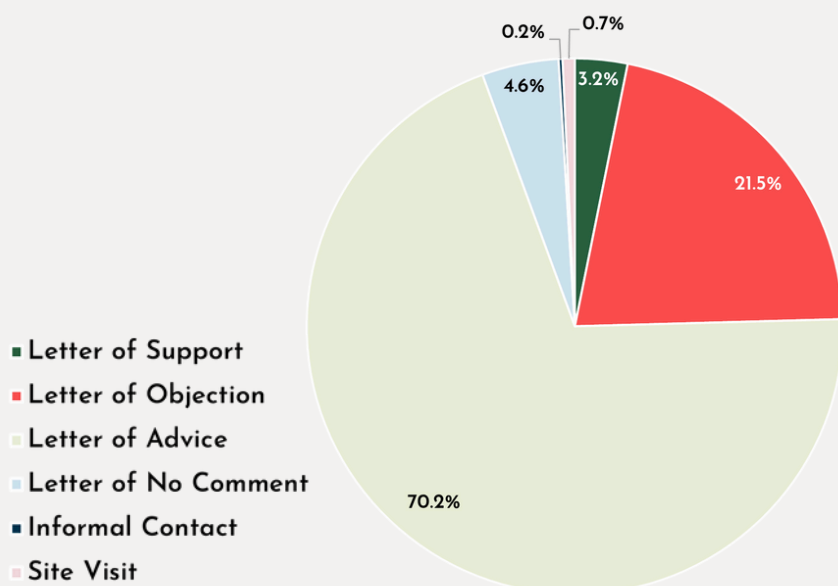
21.5%

letters of objection

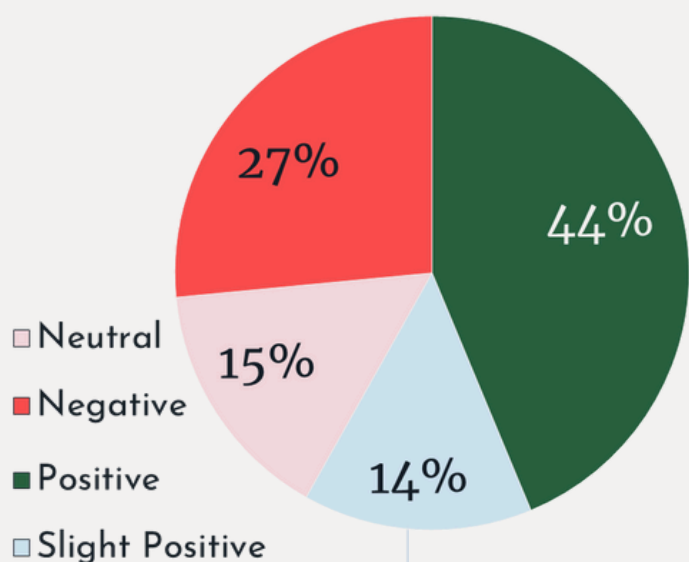
3.2%

letters of support

Responses from HB&P for the 2023-24 Fiscal Year



Outcomes Assessment FY2023-24

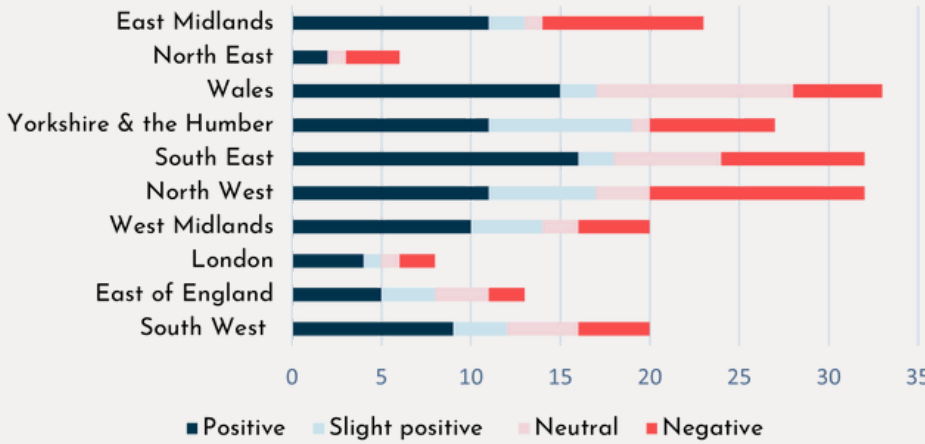


Of 269 cases with determined outcomes in FY2023-24, 94 have a highly positive outcome* and 31 have a slight positive outcome. Casework outcomes are 58% overall positive.

*Outcomes are defined by adherence of advice. Positive for full adherence, slight positive for partial, neutral for unclear, and negative for no adherence.

Regional Casework Distribution

Impact Assessment Across Regions FY2023-24 without Pending



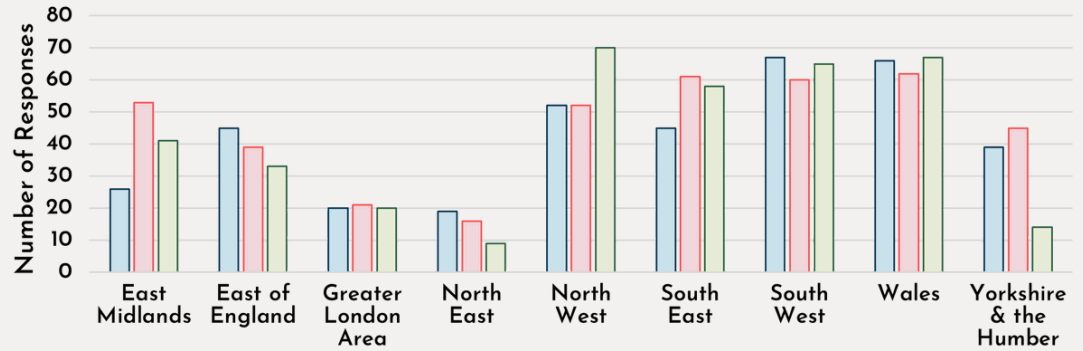
West Midlands and Yorkshire have the highest percentage of overall positive responses

FY 2021-22

FY 2022-23

FY 2023-24

Casework Responses by Region



Casework FY2023-24

Number of Responses

70

2



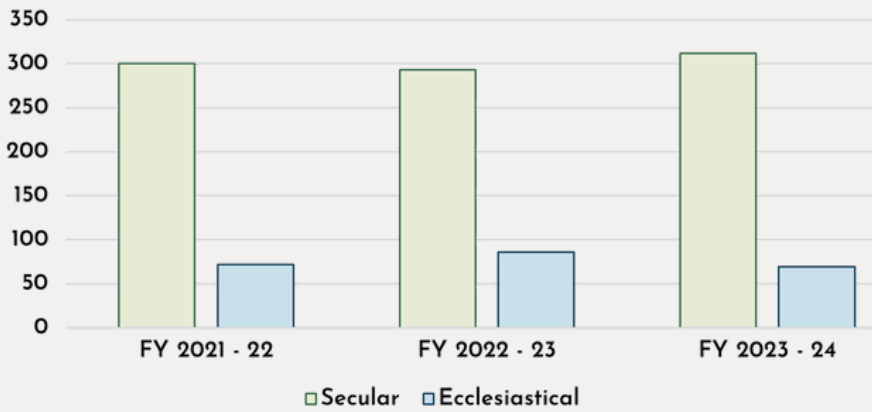
HB&P does the most case work in Wales, the North West, and South West.

HB&P does the least case work in the North East and Greater London**

**The North East and Greater London have the fewest number of listed buildings

Additional Casework Distribution

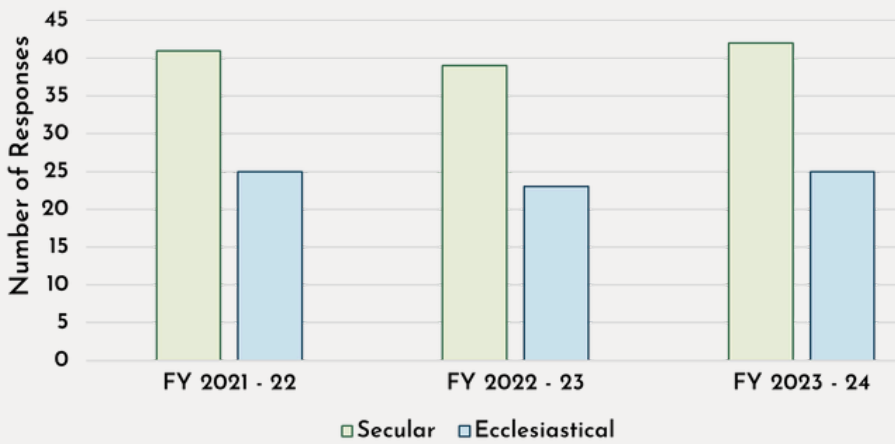
England Casework Responses by Building Type



37% of Welsh responses are ecclesiastical sites compared to only 20% in England

78.5% of case work are Grade II
69.7% of case work are LBC applications

Wales Casework Responses by Building Type



400+ consultation responses in 2023

42.6% Domestic sites

19.2% Commercial sites

LBC Casework Responses by Top Five Building Types

